Cascades Recovery Inc.

Bentall Kennedy (Canada) LP, Sun Life Financial Tower, 150 King Street W. Toronto, ON

June 2016 Waste Diversion Report

2016

Month	HT	OCC	OPF	SS	ISS	CG&MP	Organics	Grease	Bulbs & Ballast	Electronics	Batteries	Toners	Metal	Misc. Mats.	Haz Mats	C&D	Skids	Recovered 2016	Landfilled 2016	Total	Diversion
Jan-16	0.62	2.46	5.55	0.00	15.46	2.46	26.93	0.20	0.00	0.06	0.00	0.00	0.00	0.00	0.00	0.00	2.04	55.79	11.49	67.28	83%
Feb-16	0.46	1.85	4.15	0.00	15.77	1.85	31.42	0.20	0.00	0.00	0.00	0.00	0.00	0.00	0.00	0.00	2.04	57.74	12.31	70.05	82%
Mar-16	0.69	2.94	7.22	0.00	18.37	2.94	31.42	0.20	0.00	0.00	0.00	0.00	0.00	0.00	0.00	0.00	2.04	65.82	8.25	74.07	89%
Apr-16	0.73	2.90	6.51	0.00	15.90	2.90	30.33	0.20	0.00	0.00	0.00	0.00	0.00	0.00	0.00	0.00	2.04	61.51	8.23	69.74	88%
May-16	0.84	3.34	7.57	0.00	18.05	3.34	34.54	0.20	0.00	0.00	0.00	0.00	0.00	0.00	0.00	0.00	2.33	70.22	10.52	80.74	87%
Jun-16	0.27	1.05	7.91	0.00	8.23	3.03	37.26	0.20	0.00	0.00	0.00	0.00	0.00	0.00	0.00	0.00	2.04	60.00	17.67	77.67	77%
Jul-16																					
Aug-16																					
Sep-16																					
Oct-16																					
Nov-16																					
Dec-16																					
Total	**3.61**	**14.54**	**38.91**	**0.00**	**91.77**	**16.52**	**191.90**	**1.20**	**0.00**	**0.06**	**0.00**	**0.00**	**0.00**	**0.00**	**0.00**	**0.00**	**12.56**	**371.07**	**68.47**	**439.54**	
Average	**0.60**	**2.42**	**6.49**	**0.00**	**15.30**	**2.75**	**31.98**	**0.20**	**0.00**	**0.01**	**0.00**	**0.00**	**0.00**	**0.00**	**0.00**	**0.00**	**2.09**	**61.84**	**11.41**	**73.26**	**84%**

Notes:

2015

Month	HT	OCC	OPF	SS	ISS	CG&MP	Organics	Grease	Bulbs & Ballast	Electronics	Batteries	Toners	Metal	Misc. Mats.	Haz Mats	C&D	Skids	Recovered 2015	Landfilled 2015	Total	Diversion
Jan-15	0.57	2.30	5.16	0.00	8.23	2.30	26.25	0.20	0.00	0.00	0.00	0.00	0.00	0.00	0.00	0.00	2.04	47.05	10.77	57.82	81%
Feb-15	0.61	2.44	5.49	0.00	9.73	2.56	24.48	0.20	0.00	0.00	0.06	0.00	0.00	0.00	0.00	0.00	2.04	47.61	13.27	60.88	78%
Mar-15	0.79	3.21	7.24	0.00	10.57	3.21	28.83	0.20	0.00	0.00	0.00	0.00	0.00	0.00	0.00	0.00	2.04	56.09	11.50	67.59	83%
Apr-15	0.66	2.69	6.06	0.00	8.97	2.69	28.02	0.20	0.00	0.00	0.00	0.00	0.00	0.00	0.00	0.00	2.04	51.33	9.75	61.08	84%
May-15	0.89	3.53	7.98	0.00	8.23	3.53	27.20	0.20	0.00	0.00	0.00	0.00	0.00	0.00	0.00	0.00	2.04	53.60	10.01	63.61	84%
Jun-15	0.78	3.14	7.05	0.00	10.11	3.14	28.15	0.20	0.33	0.00	0.00	0.00	0.00	0.00	0.00	0.00	2.04	54.95	11.68	66.63	82%
Jul-15	0.83	3.33	7.50	0.00	9.19	3.33	27.61	0.20	0.00	0.00	0.00	0.00	0.00	0.00	0.00	0.00	2.04	54.03	18.05	72.08	75%
Aug-15	0.84	3.34	7.52	0.00	9.30	3.34	25.43	0.20	0.00	0.00	0.00	0.00	0.00	0.00	0.00	0.00	2.04	52.01	9.84	61.85	84%
Sep-15	0.78	3.09	6.97	0.00	10.06	3.09	24.62	0.20	0.00	0.00	0.00	0.00	0.00	0.00	0.00	0.00	2.04	50.85	10.01	60.86	84%
Oct-15	0.71	2.82	6.36	0.00	9.53	2.82	27.20	0.20	0.00	0.00	0.00	0.00	0.00	0.00	0.00	0.00	2.04	51.68	9.87	61.55	84%
Nov-15	0.69	2.75	6.19	0.00	9.19	2.75	26.25	0.20	0.27	0.00	0.00	0.00	0.00	0.00	0.00	0.00	2.04	50.32	11.17	61.49	82%
Dec-15	0.65	2.58	5.77	0.00	8.23	2.58	26.79	0.20	0.00	0.00	0.00	0.00	0.00	0.00	0.00	0.00	2.14	48.95	9.14	58.09	84%
Total	**8.80**	**35.22**	**79.29**	**0.00**	**111.33**	**35.34**	**320.82**	**2.40**	**0.59**	**0.00**	**0.06**	**0.00**	**0.00**	**0.00**	**0.00**	**0.00**	**24.63**	**618.49**	**135.06**	**753.55**	
Average	**0.73**	**2.94**	**6.61**	**0.00**	**9.28**	**2.95**	**26.74**	**0.20**	**0.05**	**0.00**	**0.01**	**0.00**	**0.00**	**0.00**	**0.00**	**0.00**	**2.05**	**51.54**	**11.26**	**62.80**	**82%**

Legend

All weights provided in Metric Tonnes

HT	Hand Towels	**Organics**	Food Wastes, Cafeteria Wastes	**Recovered**	Sum of all recycled and reused material
OCC	Old Corrugated Containers	**Grease**	Kitchen Grease	**Landfilled**	Refuse material sent to landfill
OPF	Office Paper Fibre	**Hazardous**	Hazardous Wastes	**Total**	Sum of all materials
SS	Secure Shredding	**Electronics**	Electrical Waste and Electronic Equipment	**Diversion**	Diversion Rate (Recycled / Total)
ISS	Internal Secure Shredding	**Misc**	Miscellaneous Recovered Materials		
Future	Future Recoverable Material	**C&D**	Construction & Demolition Materials		
CG&MP	Cans, Glass & Mixed Plastic (Cafeteria Type)	**Skids**	Pallets, Skids		

Cascades Recovery Inc.

Bentall Kennedy (Canada) LP, Sun Life Financial Tower, 150 King Street W. Toronto, ON
June 2016 Waste Diversion Report

2016

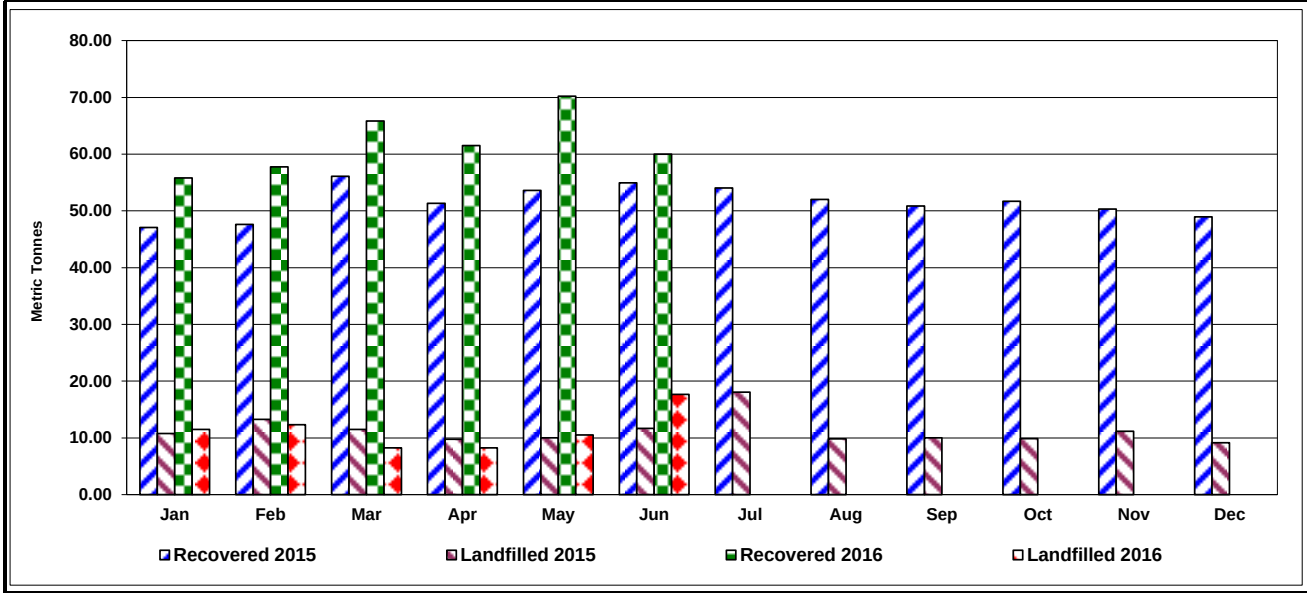

Material Contribution to Diversion 2015

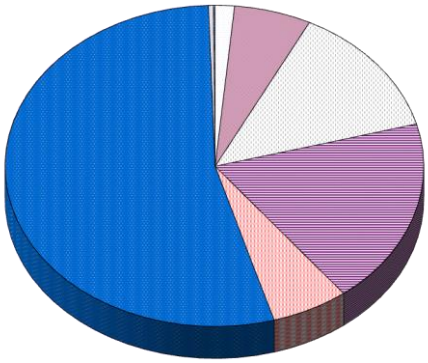

- HT
- OCC
- OPF
- SS
- ISS
- CG&MP
- Organics
- Grease
- Bulbs & Ballast
- Electronics
- Batteries
- Toners
- Metal
- Misc. Mats.

Material Contribution to Diversion 2016

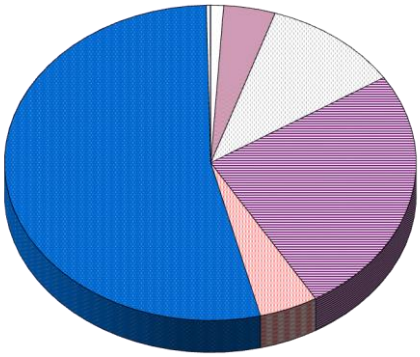

Comments

Notes:

Did you know... Cascades Recovery Inc. offers unique services by providing a comprehensive approach that manages the diversion of discarded materials. We assist our customers in achieving their sustainability goals while delivering cost effective recovery methods. Unlike waste companies whose primary business is “waste to landfill” – our business is to “divert material from landfill” and find ways to use the discarded materials over and over again, working towards zero waste.

For further information regarding your Waste Diversion Report or information on additional material recovery services, please contact:

Erin O'Hearn
Environmental Coordinator
(416) 232-8836

RECOVERY CASCADES.COM

Cascades Recovery Inc.

The Sustainable Material Management Group of Cascades Recovery Inc. hereby certifies that

Bentall Kennedy (Canada) LP, Sun Life Financial Tower, 150 King Street W. Toronto, ON

through their participation in the Recovery …PLUS® Program
attained the following achievements in

June 2016

Total Material Recovered: 59.9985 Metric Tonnes

Landfilled Reduction: 514.4 Cubic Yards

Energy Saved: 1455080 kWh

Carbon Dioxide Emission Reduction: 241.4 Te CO_2e

Water Saved: 579340 Litres

Oil (Petroleum) Saved: 855.9 Barrels

Trees Saved: 343 Mature Trees

Diversion Rate of 77%

Recovery …PLUS®

Erin O'Hearn
Environmental Coordinator

*Diversion Rate is calculated using material values recovered by Cascades Recovery Inc. and values provided to Cascades Recovery Inc.